

AlAhli Multi-Asset Growth Fund

Fact Sheet | Ending October 31, 2018



الأهلي كابيتال
NCB Capital



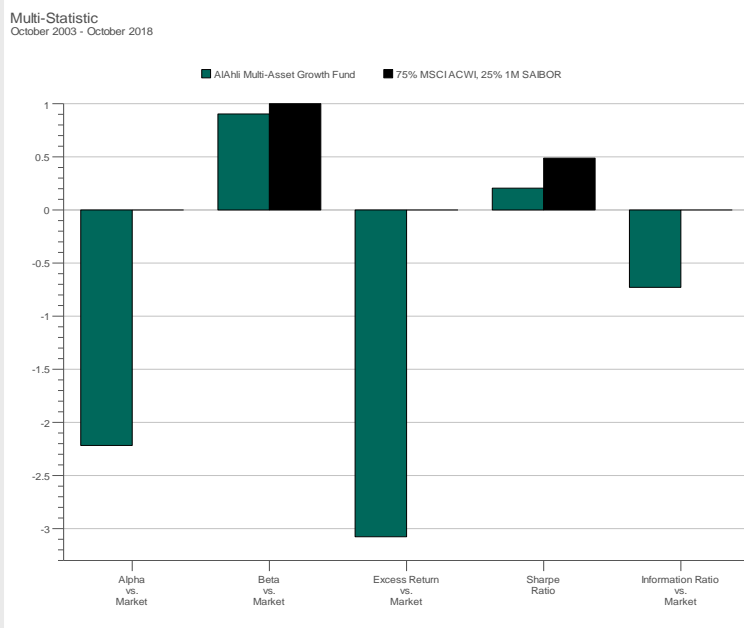
FUND OBJECTIVES

To achieve capital growth over the medium to long term, by investing in a diversified portfolio of asset classes.

FUND FACTS

Currency	US Dollar
Minimum Investment	2000 USD
Inception	Oct-2003
Management Fees**	1.50% + Other Exp
Fund Assets	USD 69.17 Million
Benchmark	75% MSCI ACWI Islamic M-Sr & 25% 1mth SAIBOR
Subscription/	Before or at 11 A.M on the day prior to the Valuation Day
Redemption Notice	Before or at 11 A.M on the day prior to the Valuation Day
Valuation Days	Every Saudi Business day
Redemption Payment Day	4th Business Day after the Valuation Day
Risk Level	High Risk

MULTIPLE STATISTICS



INFORMATION

www.ncbc.com

92 0000 232

Disclaimers:

1. In preparing the information contained herein, NCB Capital has: (i) used information obtained from 3rd party service providers and public sources; (ii) assumed and relied upon, without independent verification, the accuracy and completeness of the information supplied or otherwise made available to it for the purposes of this making document; (iii) assumed that any financial projections and other financial data relating to this document has been reasonably and properly prepared on the basis of reflecting the best currently available estimates and judgments of the future financial performance of the securities contained herein as at the date of this presentation; (iv) not conducted any independent valuation or appraisal of the assets or liabilities of the securities contained herein; and (v) not been provided with any such valuation or appraisal. Neither NCB Capital, its affiliates nor any of their respective directors, officers, employees or agents ("NCB Group") give any representation or warranty, express or implied, as to: (i) the achievement or reasonableness of future projections, management targets, estimates, prospects or returns contained in this documentation, if any; or (ii) the accuracy or completeness of any information contained in this documentation, any oral information provided in connection therewith or any data that either generates. Furthermore, and without prejudice to liability for fraud, no member of NCB Group accepts or will accept any liability, responsibility or obligation (whether in contract, tort or otherwise) in relation to these matters.

2. NCB Capital Company is authorised by the Capital Market Authority under License No. 37 - 06046. The registered office of which is at King Saud street in Riyadh, P.O. Box 22216, Riyadh 11495, Kingdom of Saudi Arabia. Past performance is not necessarily a guide to future performance. The value of the investment in the fund is variable and may increase or decrease. The security may be subject to sudden and large falls in value which could cause a loss equal to the amount invested; and the investor's loss may not be limited to the amount originally invested or deposited, but may have to pay more. Income from the security may fluctuate; and part of the capital invested may be used to pay that income. The prices, values or income may fall. Investors may receive less than what he/she invested. It may be difficult for the investor to sell or realise the security; and to obtain reliable information about its value or the extent of the risks to which it is exposed. Changes in currency rates may have an adverse effect on the value, price or income of the security. Service and performance fees/charges apply. This product may not be suitable for all recipients of this report. In case of any doubts, you should seek advice from your investment advisor. NCB Capital may have a position or holding in the securities concerned or in related securities and/or may have provided within the previous 12 months signification advice or security business services to the issuer of the securities concerned or of a related security. More information about the fund is available in the Terms and Conditions applicable to that fund and should be read carefully before investing. While reading the fund's Terms and Conditions, please refer to the principal risks of investing in the Fund. You can obtain a copy of the Terms and Conditions by visiting www.ncbc.com. A copy of the fund's Financial Statement once issued can be obtained upon request made to the fund manager or by visiting www.tadawul.com.sa

** The management fee is subject to discounts based on the fund manager's discretion. For more information about the management fee, please refer to the fund's financial statement.

Note: Last valuation date of the Fund may be different from the date of this report.

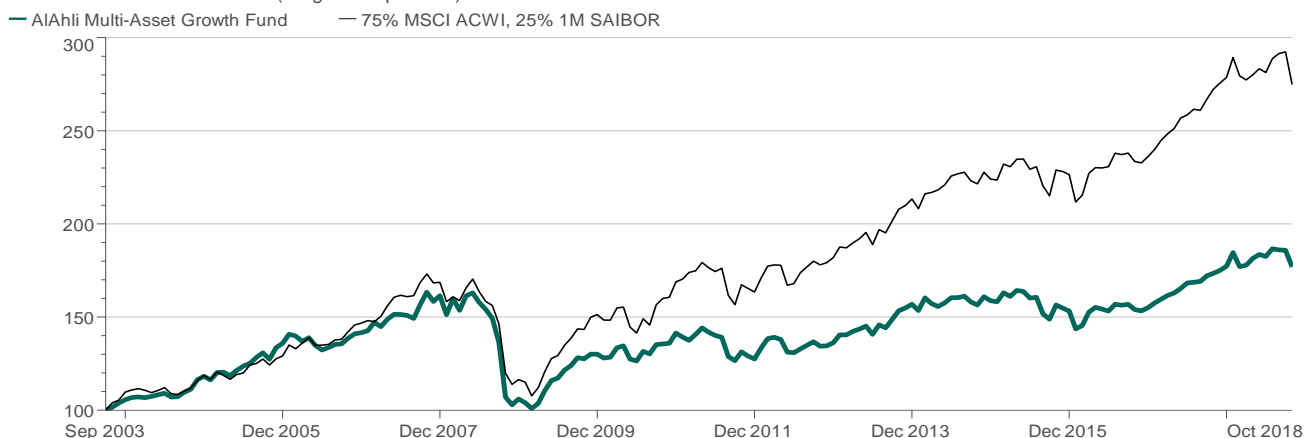
PERFORMANCE

not annualized if less than one year

Short Term	1 Month	3 Months	6 Months	9 Months				
Fund	-4.79%	-5.21%	-2.50%	-4.14%				
Benchmark	-5.99%	-4.82%	-1.86%	-5.01%				
Calendar Returns	YTD	2017	2016	2015	Since Inception			
Fund	-0.18%	14.38%	1.15%	-3.47%	3.86%			
Benchmark	-1.36%	18.04%	4.23%	1.06%	6.93%			
	1 Year	3 Years	5 Years	10 Years				
	Fund	Benchmark	Fund	Benchmark	Fund	Benchmark	Fund	Benchmark
Annualized Return	2.00%	0.92%	4.19%	6.28%	2.89%	5.74%	5.16%	8.66%
Cumulative Return	2.00%	0.92%	13.10%	20.06%	15.33%	32.19%	65.36%	129.43%
Standard Deviation	8.74%	9.12%	7.47%	7.98%	7.74%	8.05%	8.65%	10.12%
Sharpe Ratio	-0.02	-0.13	0.38	0.62	0.26	0.6	0.52	0.79

FUND PERFORMANCE

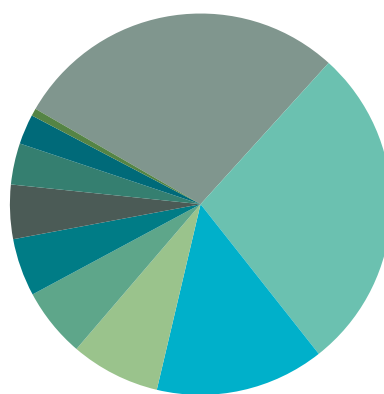
Manager Performance
October 2003 - October 2018 (Single Computation)



STATISTICAL ANALYSIS

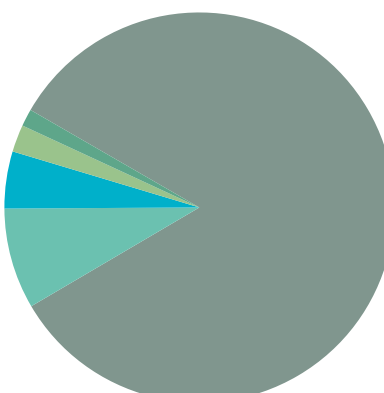
Versus Benchmark	1 Year	3 Years	5 Years	10 Years
Alpha	1.14%	-1.39%	-2.28%	-1.72%
Beta	0.92	0.9	0.92	0.81
R-Squared	91.27%	92.28%	91.93%	89.28%
Information Ratio	0.4	-0.94	-1.24	-1.02
Tracking Error	2.69%	2.22%	2.29%	3.43%
Excess Return	1.07%	-2.10%	-2.85%	-3.50%
Batting Average	58.33%	33.33%	36.67%	34.17%

Breakdown of Top 10 Holdings



- AIAhli North America Index Fund 27.40%
- Alahli Saudi Trading Equity Fund 26.68%
- AIAhli Europe Index Fund 13.83%
- Alahli Emerging Markets Index Fund 7.33%
- Alahli International Trade Fund 5.67%
- SOURCE PHYSICAL GOLD P-ETC 4.73%
- Alahli Free Style Equity Fund 4.43%
- AIAhli Asia Pacific Index Fund 3.38%
- Alahli Multi-Asset Income Plus Fund 2.46%
- ALAHLI REIT FUND 1.61%

Asset Class Allocation



- EQUITY FUND OF FUNDS 83.21%
- MURABAHA AND TIME DEPOSITS 8.37%
- OTHER INVESTMENTS 4.73%
- REAL ESTATE INVESTMENT TRUST 2.26%
- CASH 1.43%