

# Emirates Islamic Money Market Fund

Fact Sheet September 2018



ASSET MANAGEMENT

## Details

<b>Fund Manager</b>	Emirates NBD Fund Managers (Jersey) Ltd
<b>Delegate Investment Manager</b>	Emirates NBD Asset Management Ltd regulated by the Dubai Financial Services Authority
<b>Lead Manager</b>	Bindu Stephen
<b>Domicile</b>	Jersey, Channel Islands
<b>Fund Launch Date</b>	14 April 2010
<b>Dealing Frequency</b>	Daily
<b>Current Fund Size</b>	USD 70.6 million

### Life Company Codes

Generali: EMGE  
 Hansard: MC135 / MC135S2  
 Old Mutual Intl: USD - 97912  
 Oman Insurance Company: H88  
 Salama: JE00B5TIJ560  
 Zurich: 3LUSD (Regulars)  
 Zurich: 3JUSD (Singles)

### Contact Us

Email: [assetmanagement@emiratesnbd.com](mailto:assetmanagement@emiratesnbd.com)  
 Contact: +971 (0) 4 370 0022  
 Website: [www.emiratesnbd.com/assetmanagement](http://www.emiratesnbd.com/assetmanagement)

## Investment Objective

The fund is a Shari'a compliant investment that aims to achieve a higher profit return than traditional Shari'a compliant bank deposits. The fund will primarily invest in a diversified portfolio of Shari'a compliant money market instruments such as Murabaha and Wakala, including collectives investing in such instruments. Assets will be diversified across a range of durations and liquidity terms in order to maximise potential for higher profit without unduly increasing volatility or impeding regular liquidity.

The fund is a sub fund of Emirates Funds Limited, a Shari'a compliant investment company registered with limited liability in Jersey, the Channel Islands. The fund will adhere to Shari'a law as advised by the Fatwa and Shari'a Supervision Board of Emirates NBD Asset Management Limited.

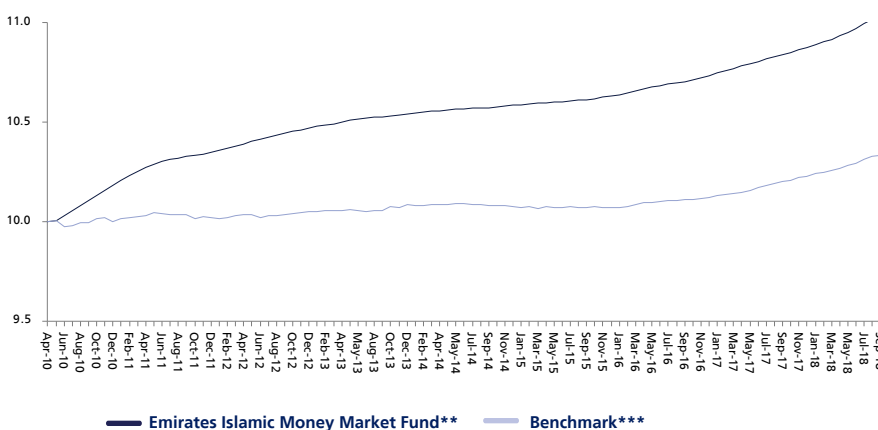
## The Team

With one of the longest track records in the MENA region, Emirates NBD Asset Management operates as an independent asset manager based in the DIFC yet also backed by Emirates NBD Group, one of the largest financial services groups in the UAE.

Within Fixed Income, the team employs sophisticated techniques to drive performance and control risk. This helps manage volatility during periods of market stress, as well as maintain performance above major peers during most periods. The Head of Fixed Income, Angad Rajpal has been in the industry for almost twelve years and is assisted by Director of Fixed Income Parth Kikani and Senior Portfolio Manager Chandru Bhatia, both of whom have over 10 years' industry experience.

The portfolio managers are supported by a group of three analysts. The team includes three CFA Charter Holders and one level-3 candidate who provide in-depth company and security analysis, as well as a dedicated risk management function. The risk management function reports independently to the Investment Committee which provides investment oversight.

## Performance History



## Key Metrics\*

<b>Gross Yield</b>	2.74%
<b>Weighted Average Maturity</b>	40 days

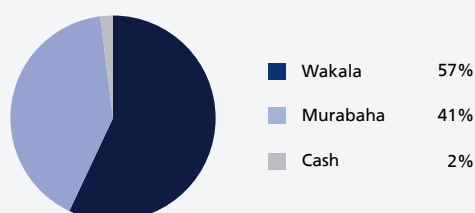
## Performance Data

	1 Month	3 Month	Year to Date	12 Month	3 Year	Since Inception	CAGR Since Inception	Annualised Volatility
<b>Fund**</b>	0.20%	0.61%	1.51%	1.83%	4.02%	10.38%	1.17%	0.22%
<b>Benchmark***</b>	0.04%	0.38%	1.04%	1.31%	2.64%	3.33%	0.39%	0.29%

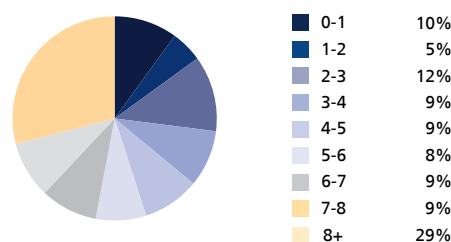
\*\* Emirates NBD AM, I Share Class, bid to bid, USD terms with net income reinvested

\*\*\* Benchmark: Morningstar USD Money Market, Open End Funds

## Asset Allocation\*



## Weeks to Maturity\*



\* Source: Emirates NBD AM analysis as at 30th September 2018. All Shari'a compliant products and services are approved by the Shari'a Supervisory Board of Emirates NBD Asset Management Limited.

# Emirates Islamic Money Market Fund

Fact Sheet September 2018



ASSET MANAGEMENT

## Monthly Performance Data

	January	February	March	April	May	June	July	August	September	October	November	December	Total
2010	–	–	–	0.05%	0.25%	0.24%	0.25%	0.25%	0.25%	0.26%	0.24%	0.24%	2.05%
2011	0.25%	0.20%	0.20%	0.14%	0.15%	0.10%	0.08%	0.07%	0.07%	0.05%	0.08%	0.10%	1.49%
2012	0.10%	0.11%	0.12%	0.11%	0.10%	0.11%	0.10%	0.09%	0.08%	0.08%	0.08%	0.08%	1.16%
2013	0.08%	0.06%	0.08%	0.07%	0.02%	0.05%	0.04%	0.02%	0.04%	0.04%	0.04%	0.02%	0.64%
2014	0.04%	0.04%	0.04%	0.03%	0.02%	0.03%	0.02%	0.02%	0.02%	0.02%	0.03%	0.05%	0.37%
2015	0.04%	0.03%	0.04%	0.03%	0.02%	0.02%	0.03%	0.02%	0.02%	0.04%	0.08%	0.06%	0.45%
2016	0.07%	0.07%	0.12%	0.07%	0.09%	0.08%	0.08%	0.04%	0.04%	0.09%	0.09%	0.10%	0.96%
2017	0.12%	0.11%	0.13%	0.11%	0.12%	0.10%	0.11%	0.11%	0.10%	0.08%	0.12%	0.12%	1.32%
2018	0.14%	0.12%	0.12%	0.15%	0.17%	0.17%	0.24%	0.18%	0.20%	–	–	–	1.51%

## Fund Codes and Fees

Share Class	NAV/Share (01.10.2018) <sup>^</sup>	Investment Management Fee	Entry Charge	ISIN Code	Bloomberg Code
A USD Acc	10.7665	0.50%	Up to 1.00%	JE00B5T1J560	EMISMMMA JY
A GBP Acc	–	0.50%	Up to 1.00%	JE00B5WFSQ97	EMIMMAG JY
A EUR Acc	–	0.50%	Up to 1.00%	JE00B604LZ51	EMIMMAE JY
A SGD Acc	–	0.50%	Up to 1.00%	JE00B6TPKF25	EMIMMAS JY
I USD Acc	11.0367	0.25%	Up to 1.00%	JE00BJVNNCS7	EMISMMI JY
I GBP Acc	–	0.25%	Up to 1.00%	JE00B5SWDL45	EMIMMIG JY
I EUR Acc	–	0.25%	Up to 1.00%	JE00B6TPR287	EMIMMIE JY
E AED Acc	–	0.50%	Up to 1.00%	JE00B5KXN372	EMISMME JY
EI AED Acc	10.8488	0.25%	Up to 1.00%	JE00B5W2ZM52	EISMMEI JY
S SAR Acc	–	0.50%	Up to 1.00%	JE00B5L0G160	EMISMMS JY
SI SAR Acc	–	0.25%	Up to 1.00%	JE00B5W41P64	EMISMMG JY

<sup>^</sup> Pricing date as at 28.09.2018

Emirates NBD Fund Managers (Jersey) Limited, Emirates Funds Limited, Emirates Portfolio Management PCC and all their underlying sub funds, domiciled in Jersey, are regulated by the Jersey Financial Services Commission.

The information and opinions expressed herein are made in good faith and are based on sources believed to be reliable but no representation or warranty, express or implied, is made as to their accuracy, completeness or correctness. These opinions are not intended to serve as authoritative investment advice and should not be used in substitution for the exercise of own judgment. This information, including any expression of opinion, has been obtained from or is based upon sources believed to be reliable, and is believed to be fair and not misleading. Any opinion or estimate contained in this material is subject to change without notice. Neither Emirates NBD Fund Managers (Jersey) Limited, Emirates Islamic PJSC, Emirates NBD Bank PJSC ("Emirates NBD") and Emirates NBD Asset Management Limited ("Emirates NBD AM") together "Emirates NBD Group" nor any of its directors or employees give any representation or warranty as to the reliability, accuracy or completeness of the information, nor do they accept any responsibility arising in any way (including by negligence) for errors in, or omissions from the information. Emirates NBD AM is regulated by the Dubai Financial Services Authority ("DFSA") and can directly engage with Professional Clients only, as defined by the DFSA. For further details of the investment products available from the Emirates NBD Group please contact your local Emirates NBD Bank PJSC/ Emirates Islamic PJSC branch. This document is provided for information and illustration purposes only. It does not constitute a solicitation, recommendation or offer to buy or sell any specific investment product or subscribe to any specific investment management or advisory service. Prospective investors in the Fund must obtain and carefully read the Fund's most recent Term Sheet, Prospectus and Supplement, as applicable, as well as seek separate, independent financial advice if required prior to making an investment in the Fund to assess the suitability, lawfulness and risks involved. Emirates NBD Group will not be held liable for actions taken, or not taken, as a result of the publication of this document.

This information is not for distribution to the general public but for intended recipients only and may not be published, circulated, reproduced or distributed in whole or part to any other person without the written consent of Emirates NBD Group. Where this information relates to the Fund or an investment product licensed to be marketed, it is directed to persons authorised to invest in the Fund/ investment product as applicable, and residing in jurisdictions where the Fund/ investment product is authorised for distribution or where no such authorisation is required. Prospective investors should be aware that investment in the Fund carries a significant degree of risk. The Fund/ investment product is intended for sophisticated investors only who understand the risks involved in investing in the Fund/ investment product and can withstand any potential loss there from. The Fund/ investment product may not be guaranteed and historical performances are not indicative of the future or likely performance and should not be construed as being indicative of or otherwise used as a proxy for the future or likely performance of the Fund/ investment products. The value of the investment and the income from it can fall as well as rise as the Fund/ investment products are subject to investment risks, including the possible loss of the principal amount invested. The information contained herein does not have any regard to the specific investment objectives, financial situation or the particular needs of any person. Furthermore, the Fund contains specific geographical and asset class risks, whereby it might be difficult for an investor to realise an investment in the Fund, or to obtain information about performance. All data contained above is source: Emirates NBD, bid to bid with net income reinvested in US Dollar terms. All Shari'a compliant products and services are approved by the Shari'a Supervisory Board of Emirates NBD Asset Management Limited.

Past performance is not indicative of future performance. The value of investments and the income derived from them may go down as well as up and you may not receive back all the money which you invest.

For a full outline on applicable fees, please refer to the Fund's term sheet, prospectus or supplement.