



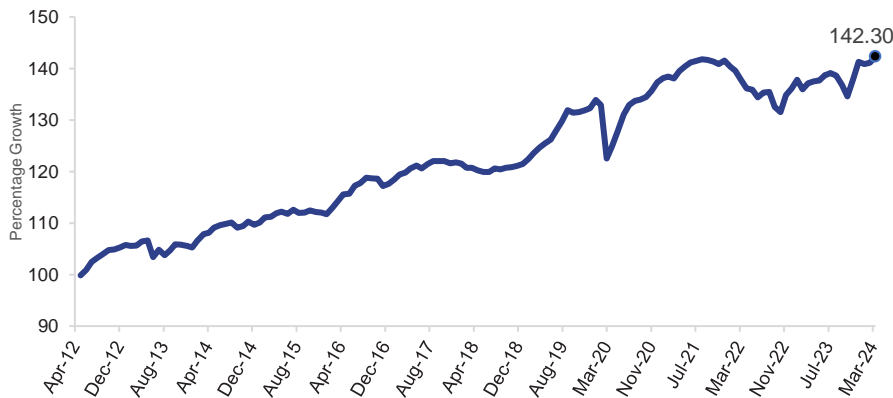
# Rasmala Global Sukuk Fund

March 2024

## Investment Objective

The Rasmala Global Sukuk Fund ("Fund") is a UCITS sub-fund of an open-ended, Luxembourg incorporated, umbrella investment company. The Fund invests in a diversified portfolio of Shari'a compliant assets comprised primarily of investment grade government, government related and corporate sukuk without reference to any specific benchmark. The Fund is dynamically managed and targets both income and capital appreciation. The Fund targets the monthly distribution of dividends.

## Performance Overview



## Key Performance Indicators (%)

	1 M	YTD	2023	2022	2021	2020	2019	2018	2017	2016
Rasmala Global Sukuk Fund <sup>1</sup>	0.87	0.71	3.77	-3.81	3.11	3.78	8.93	-0.26	3.54	4.97

	1 year	2 years	3 years	5 years	Since Inception <sup>2</sup>
Rasmala Global Sukuk Fund <sup>1</sup>	3.79	1.63	1.01	2.68	3.00

Historical performance is not and should not be construed as being indicative for the future or likely performance.

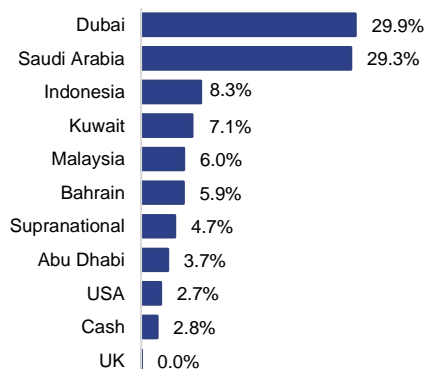
Source: Rasmala's internal performance measurement team, Bloomberg.

<sup>1</sup> Performance is net of fees based on A USD Inc Share Class.

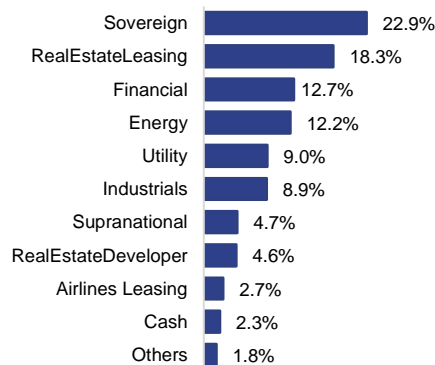
<sup>2</sup> Inception Date – 30<sup>th</sup> April 2012. Prior to 24<sup>th</sup> February 2014, the Fund was domiciled in the Cayman Islands and followed a similar investment strategy. The performance figures contained herein therefore reflect those of the Cayman Fund prior to 24<sup>th</sup> February 2014.

2 years, 3 years, 5 years and SI are the annualized returns.

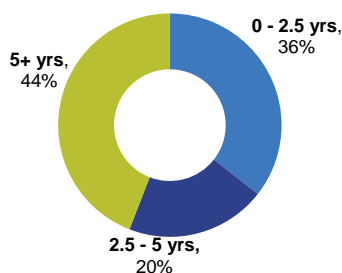
## Country Allocation



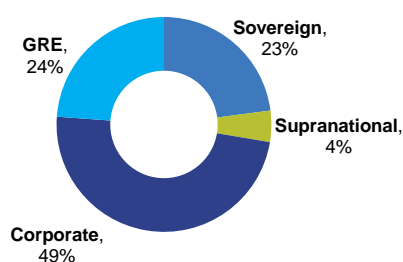
## Sector Allocation



## Sukuk Duration



## Ownership Type



## Fund Information

Asset Type	Global Sukuk
Fund Currency	USD
AUM	USD 20.21 million
Domicile	Luxembourg
Investment Manager	Rasmala Investment Bank Ltd
Custodian	Quintet Private Bank (Europe) S.A
Administrator	Kredietrust Luxembourg S.A
Inception Date	April 30, 2012
Structure	Open-Ended
Number of Sukuk Holdings	30
Subscription Frequency	Daily
Redemption Frequency	Daily
Lock-up	None
Dividend Target (p.a.)	6%
Dividend Frequency	Monthly

## Fund Statistics

	Fund
Modified Duration	5.10
Weighted Average Yield (%)	5.85
Weighted Average Rating	Baa2
Annualised Standard Deviation (%)	2.2
Sharpe Ratio	-0.7

Annualised standard deviation is calculated using the last 12 months daily fund data.

\*Weighted Avg. Rating is calculated by considering internally assigned ratings for not officially (externally) rated holdings.

## Credit Ratings

Credit Ratings	Weight
Aaa	4.71
A1	16.77
A2	11.24
A3	5.98
Baa2	15.91
Baa3	4.00
Ba1	6.54
Ba2	5.81
Ba3	7.49
B1	5.90
NR	15.65

## Awards & Ratings



March 2024

## Subscription Information and Key Performance Indicators for Additional Share Classes (%)

Share Class <sup>1</sup>	NAV/Share As of 28/03/2024	Targeted Monthly Dividend % per Share	Exit/Redemption Fee <sup>2</sup>	ISIN Number	Bloomberg Ticker
A USD Acc	141.54		0%	LU1039522393	RASGLAU LX
A USD Inc	95.13	0.50	0%	LU1039506784	RASGLIU LX
A EUR Acc	-		0%	TBC	TBC
A EUR Inc	-		0%	TBC	TBC
C USD Acc	-		0%	TBC	TBC
C USD Inc	-		0%	TBC	TBC
S USD Acc	-		Up to 12 months: 2% 13 to 24 months: 1% Above 24 months: no exit fee changed	TBC	TBC
S USD Inc	-		Up to 12 months: 2% 13 to 24 months: 1% Above 24 months: no exit fee changed	TBC	TBC
S EUR Acc	-		Up to 12 months: 2% 13 to 24 months: 1% Above 24 months: no exit fee changed	TBC	TBC
S EUR Inc	-		Up to 12 months: 2% 13 to 24 months: 1% Above 24 months: no exit fee changed	TBC	TBC
M USD Acc	-		Up to 12 months: 3% 13 to 24 months: 2% 25 to 36 months: 1% Above 36 months: no exit fee changed	LU1791696732	TBC
M USD Inc	83.06	0.50	Up to 12 months: 3% 13 to 24 months: 2% 25 to 36 months: 1% Above 36 months: no exit fee changed	LU1791696815	TBC
M EUR Acc	-		Up to 12 months: 3% 13 to 24 months: 2% 25 to 36 months: 1% Above 36MTH: no exit fee changed	TBC	TBC
M EUR Inc	-		Up to 12 months: 3% 13 to 24 months: 2% 25 to 36 months: 1% Above 36 months: no exit fee changed	TBC	TBC
L USD Acc	-		Up to 12 months: 4% 13 to 24 months: 3.2% 25 to 36 months: 2.4% 37 to 48 months: 1.6% 49 to 60 months: 0.8% Above 60 months: no exit fee charged	TBC	TBC
L USD Inc	-		Up to 12 months: 4% 13 to 24 months: 3.2% 25 to 36 months: 2.4% 37 to 48 months: 1.6% 49 to 60 months: 0.8% Above 60 months: no exit fee charged	TBC	TBC

<sup>1</sup> Other shareclasses are stated in the Fund prospectus and available only to eligible investors as defined in the Fund prospectus.

Initial minimum subscription of USD 500; additional subscriptions in multiple of USD 100 is applicable for all share classes. A management fee of 0.85% of the market value of the fund's assets is applied to the A USD ACC and A USD INC share classes. A management fee of 1.25% of the market value of the fund's assets is applied to all other share classes.

<sup>2</sup> Exit fees are charged within the defined periods only. Kindly refer to the PPM for detailed information on fees charged.

For the avoidance of doubt, if you make a decision to invest, you will be buying shares in the Fund and will not be investing directly in the underlying assets.

This product has been approved by RIBL's Sharia Supervisory Board (Dr. Mohamed Ali Elgari, Dr. Mohd Daud Bakar, Dr. Muhammad Amin Ali Qattan and Dr. Osama Al Dereai)

Kredietrust Luxembourg S.A. may at any time decide to terminate arrangements it may have made for the marketing of shares of a fund in a member state other than its home member state.

A summary of investor rights in English and information on collective redress mechanisms are available at: <https://www.quintet.lu/en-lu/regulatory-affairs>

**Disclaimer:** Rasmala Investment Bank Limited ("RIBL") is regulated by the Dubai Financial Services Authority ("DFSA"). RIBL products and services are only made available to customers who RIBL is satisfied meet the regulatory criteria to be "Professional Clients", as defined by the DFSA.

This document is provided for information purposes only. It does not constitute a solicitation, recommendation or offer to buy or sell any specific investment product or subscribe to any specific investment management or advisory service. This information, including any expression of opinion, has been obtained from or is based upon sources believed to be reliable, and is believed to be fair and not misleading. Any opinion or estimate contained in this material is subject to change without notice. Neither RIBL nor any of its directors or employees give any representation or warranty as to the reliability, accuracy, timeliness or completeness of the information, nor do they accept any responsibility arising in any way (including by negligence) for errors in or omissions from the information.

This document is not for distribution to the general public but for intended recipients only and may not be published, circulated, reproduced or distributed in whole or part to any other person without the written consent of RIBL. This document is directed only to persons authorized to invest in the Fund / investment product as applicable and residing in jurisdictions where the Fund / investment product is authorized for distribution or where no such authorization is required.

Prospective investors in the Fund product must obtain and carefully read the Fund's most recent Term Sheet, Offering Memorandum/Prospectus, Supplement (if any), and financial statements, as well as seek separate, independent financial advice if required prior to making an investment in the Fund to assess the suitability, lawfulness and risks involved. The Fund / investment product is intended for sophisticated investors only who understand the risks involved in investing in the Fund / investment product and can withstand any potential loss therefrom. Historical performance is not and should not be construed as being indicative for the future or likely performance. The information contained herein does not have any regard to the specific investment objectives, financial situation or the particular needs of any person.