

Emirates Emerging Market Equity Fund

Fact Sheet May 2024



Details

Manager	Emirates NBD Fund Managers (Jersey) Limited
Investment Manager	Emirates NBD Asset Management Ltd regulated by the Dubai Financial Services Authority
Investment Advisor	Jupiter Asset Management Ltd
Lead Managers	Salman Siddiqui Nick Payne Liz Gifford
Domicile	Jersey, Channel Islands
Fund Launch Date	1 April 2012
Current Fund Size	USD 11.28 million
Dealing Frequency	Daily

Life Company Codes

Utmost	EMDE
Hansard	MC182 / MC182S2
Salama	JE00B2448530
Zurich	7VUSD (regulars)

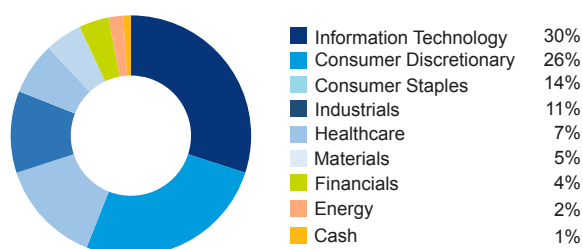
Top 5 Holdings*

Taiwan Semiconductor Manufacture	9.1%
Arca Continental	5.0%
PDD Holdings Inc.	4.7%
JNBY Design Ltd.	4.2%
Sun Pharmaceutical Industries	4.1%
Total number of holdings	43

Asset Allocation*

Equity	99%
Cash	1%

Sector Weights*



Contact Details

Email: assetmanagement@emiratesnbd.com
 Tel: +971 4 370 0022
 Website: www.emiratesnbd.com/en/asset-management/

Investment Objective

The investment purpose of the sub-fund is to provide investors with a means of participating in Shari'a compliant equities listed in or operating in emerging markets globally. The Sub-Fund will invest in Shari'a compliant emerging market equities, approved by the Shari'a Board, which seek to achieve long-term capital growth over a complete economic cycle. Under normal circumstances, the Sub-Fund will invest at least 80% of net assets in emerging market equities or related strategies.

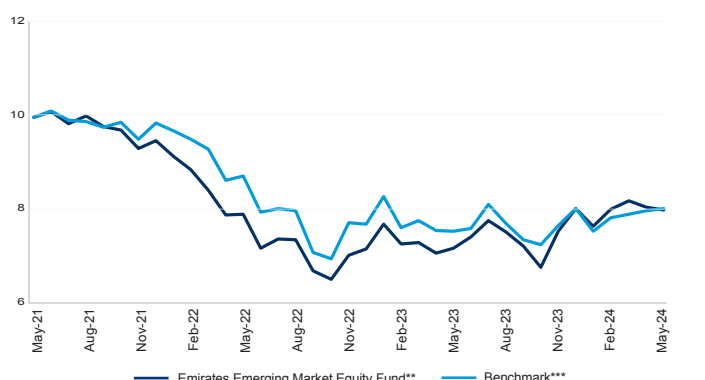
The fund considers "emerging markets" to include any country defined as an emerging or developing economy by Dow Jones, MSCI or other recognised index provider and included in the Dow Jones Islamic Emerging Market Index, MSCI Emerging Markets Islamic Index, or any other emerging market index approved by the Shari'a Board. The Sub-Fund may invest up to 20% of net assets in equities from developed and/or frontier markets which follow the criteria as set out by the Shari'a Board.

Team

With one of the longest track records in the MENA region, Emirates NBD Asset Management operates as an independent asset manager based in the DIFC and backed by Emirates NBD Bank PJSC, one of the largest financial service groups in the UAE.

Emirates NBD Asset Management appointed Jupiter Asset Management in November 2014 as an advisor to the strategy. The group runs in excess of USD 50 billion in assets, and was founded in 1985.

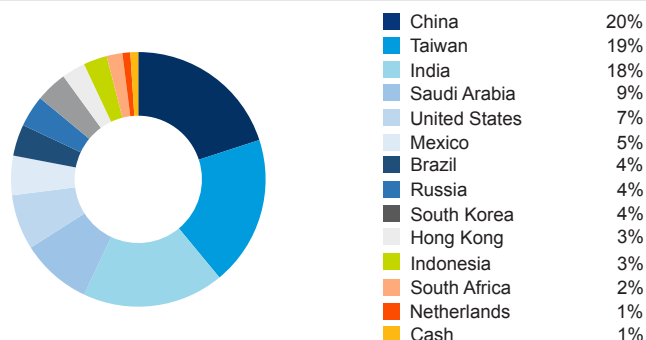
Performance



	1 Month	3 Months	Year to Date	12 Months	Since Inception	CAGR 3 Years	CAGR 5 Years	Volatility 5 Years
Fund**	-0.79%	-0.11%	-0.28%	11.62%	-20.03%	-7.21%	1.95%	19.30%
Benchmark***	0.47%	2.46%	-0.01%	6.41%	15.07%	-7.13%	3.25%	18.46%

** Emirates NBD Asset Management, A Share Class, bid to bid, USD terms with net income reinvested.
 *** MSCI Islamic Emerging Market M Series USD Net Total Return Index. Prior to September 2022, MSCI Islamic Emerging Market Index.

Country Weights*



* Source: Emirates NBD Asset Management analysis as at 30th May 2024. All Shari'a compliant products and services are approved by the Shari'a Supervisory Board of Emirates NBD Asset Management Limited.

Emirates Emerging Market Equity Fund

Fact Sheet May 2024



Monthly Performance Data

	January	February	March	April	May	June	July	August	September	October	November	December	Total
2014	-	-	-	-	-	-	-	-	-	-	-	-2.07%	-2.07%
2015	-0.56%	3.64%	-4.12%	9.71%	-4.76%	-3.37%	-10.88%	-7.81%	-2.39%	8.58%	-2.29%	-1.59%	-16.54%
2016	-6.93%	0.40%	13.24%	3.32%	-4.09%	8.01%	3.46%	0.39%	3.25%	-1.05%	-7.01%	0.59%	12.42%
2017	5.70%	1.26%	2.73%	2.31%	1.69%	-1.19%	3.68%	2.89%	0.34%	1.08%	1.24%	2.67%	26.19%
2018	5.01%	-4.76%	-3.36%	-0.42%	-1.25%	-6.51%	1.89%	-2.27%	-1.80%	-7.59%	3.39%	-4.53%	-20.45%
2019	10.53%	0.87%	1.81%	-1.04%	-6.63%	7.47%	-1.47%	-4.99%	3.91%	4.81%	-1.17%	4.72%	18.93%
2020	-1.24%	-6.74%	-20.42%	10.20%	1.13%	9.58%	6.69%	3.18%	-1.69%	3.27%	8.54%	6.44%	15.56%
2021	4.97%	1.16%	-1.22%	1.82%	-1.50%	1.32%	-2.58%	1.68%	-2.31%	-0.84%	-4.08%	1.76%	-0.16%
2022	-3.44%	-3.34%	-4.96%	-6.42%	0.23%	-9.39%	2.65%	-0.01%	-9.32%	-2.85%	8.27%	1.79%	-24.88%
2023	7.62%	-5.65%	0.48%	-3.22%	1.67%	3.30%	4.94%	-3.16%	-4.15%	-6.58%	11.75%	6.55%	12.37%
2024	-4.67%	4.72%	2.40%	-1.66%	-0.79%								-0.28%

Fund Codes and Fees

Share Class	NAV / Share (31.05.2024)**	Annual Management Fee	Entry Charge	ISIN	Bloomberg Code
A USD Acc	5.8491	1.50%	Up to 5%	JE00B244B530	EMISOPH JY
B USD Acc*	8.3452	1.50%	-	JE00B6VVNK49	EEMEFUB JY
C USD Acc*	8.9190	1.50%	-	JE00B6VY9162	EEMEFUC JY
G USD Acc*	8.8124	1.50%	Up to 5%	JE00B6YW1887	EEMEFUG JY
GI USD Acc*	-	1.55%	Up to 5%	JE00BDVZLX45	EEMEUGI JY
I USD Acc	6.1046	1.25%	-	JE00B244B423	EMISINS JY

^ An additional distribution fee of 0.50% applies.
 ** Pricing date as at 30.05.2024.

Emirates NBD Fund Managers (Jersey) Limited, Emirates Funds Limited, Emirates Portfolio Management PCC and all their underlying sub funds, domiciled in Jersey, are regulated by the Jersey Financial Services Commission.

The information and opinions expressed herein are made in good faith and are based on sources believed to be reliable but no representation or warranty, express or implied, is made as to their accuracy, completeness or correctness. These opinions are not intended to serve as authoritative investment advice and should not be used in substitution for the exercise of own judgment. This information, including any expression of opinion, has been obtained from or is based upon sources believed to be reliable, and is believed to be fair and not misleading. Any opinion or estimate contained in this material is subject to change without notice. Neither Emirates NBD Fund Managers (Jersey) Limited, Emirates Islamic PJSC, Emirates NBD Bank PJSC ("Emirates NBD") and Emirates NBD Asset Management Limited ("Emirates NBD AM") together "Emirates NBD Group" nor any of its directors or employees give any representation or warranty as to the reliability, accuracy or completeness of the information, nor do they accept any responsibility arising in any way (including by negligence) for errors in, or omissions from the information. Emirates NBD AM is regulated by the Dubai Financial Services Authority ("DFSA") and can directly engage with Professional Clients only, as defined by the DFSA. For further details of the investment products available from the Emirates NBD Group please contact your local Emirates NBD Bank PJSC/ Emirates Islamic PJSC branch. This document is provided for information and illustration purposes only. It does not constitute a solicitation, recommendation or offer to buy or sell any specific investment product or subscribe to any specific investment management or advisory service. Prospective investors in the Fund must obtain and carefully read the Fund's most recent Term Sheet, Prospectus and Supplement, as applicable, as well as seek separate, independent financial advice if required prior to making an investment in the Fund to assess the suitability, lawfulness and risks involved. Emirates NBD Group will not be held liable for actions taken, or not taken, as a result of the publication of this document.

This information is not for distribution to the general public but for intended recipients only and may not be published, circulated, reproduced or distributed in whole or part to any other person without the written consent of Emirates NBD Group. Where this information relates to the Fund or an investment product licensed to be marketed, it is directed to persons authorised to invest in the Fund/ investment product as applicable, and residing in jurisdictions where the Fund/ investment product is authorised for distribution or where no such authorisation is required. Prospective investors should be aware that investment in the Fund carries a significant degree of risk. The Fund/ investment product is intended for sophisticated investors only who understand the risks involved in investing in the Fund/ investment product and can withstand any potential loss there from. The Fund/ investment product may not be guaranteed and historical performances are not indicative of the future or likely performance and should not be construed as being indicative of or otherwise used as a proxy for the future or likely performance of the Fund/ investment products. The value of the investment and the income from it can fall as well as rise as the Fund/ investment products are subject to investment risks, including the possible loss of the principal amount invested. The information contained herein does not have any regard to the specific investment objectives, financial situation or the particular needs of any person. Furthermore, the Fund contains specific geographical and asset class risks, whereby it might be difficult for an investor to realise an investment in the Fund, or to obtain information about performance. All data contained above is source: Emirates NBD, bid to bid with net income reinvested in US Dollar terms. All Shari'a compliant products and services are approved by the Shari'a Supervisory Board of Emirates NBD Asset Management Limited.

Past performance is not indicative of future performance. The value of investments and the income derived from them may go down as well as up and you may not receive back all the money which you invest.

For a full outline on applicable fees, please refer to the Fund's term sheet, prospectus or supplement.