

## HSBC ISLAMIC FUNDS

# HSBC ISLAMIC GLOBAL EQUITY INDEX FUND

Monthly report 31 July 2024 | Share class BC

### Investment objective

The Fund aims to track as closely as possible the performance of the Dow Jones Islamic Market Titans 100 Index (the Islamic Index).

### Investment strategy

The Index is comprised of the shares of companies in emerging and developed markets that are based anywhere in the world. The Fund will be passively managed and will aim to invest in the shares of the companies in generally the same proportion as in the Index. The shares are selected by filtering the Index universe through screens for business activities and financial ratios to remove stocks that are not Shariah compliant. The Fund will only invest in shares of companies that meet Shariah compliance principles as interpreted or approved by the Shariah Committee. The Shariah Committee monitors the Fund throughout the year and issues an annual Shariah certificate on the Fund's compliance with Shariah principles. This certificate is included in the annual report of the Fund as confirmation of the Shariah compliance for that year. The Fund will not invest in derivatives.

### Main risks

- The Fund's unit value can go up as well as down, and any capital invested in the Fund may be at risk.
- The value of investible securities can change over time due to a wide variety of factors, including but not limited to: political and economic news, government policy, changes in demographics, cultures and populations, natural or human-caused disasters etc.
- To the extent that the Fund seeks to replicate index performance by holding individual securities, there is no guarantee that its composition or performance will exactly match that of the target index at any given time ("tracking error").

### Share Class Details

#### Key metrics

NAV per Share	<b>USD 13.90</b>
Performance 1 month	<b>-0.28%</b>
Volatility 3 years	<b>18.75%</b>

#### Fund facts

UCITS V compliant	<b>Yes</b>
Dividend treatment	<b>Accumulating</b>
Dealing frequency	<b>Daily</b>
Valuation Time	<b>23:00 Luxembourg</b>
Share Class Base Currency	<b>USD</b>
Domicile	<b>Luxembourg</b>
Inception date	<b>26 April 2021</b>
Fund Size	<b>USD 1,803,053,428</b>
Reference benchmark	<b>100% Dow Jones Islamic Market Titans 100 Net Total Return Index</b>

#### Fees and expenses

Minimum Initial Investment	<b>USD 5,000</b>
Ongoing Charge Figure <sup>1</sup>	<b>0.653%</b>

#### Codes

ISIN	<b>LU2233258073</b>
Bloomberg ticker	<b>HGEIBUA LX</b>

<sup>1</sup>Ongoing Charges Figure is based on expenses over a year. The figure includes annual management charge but not the transaction costs. Such figures may vary from time to time.

Past performance does not predict future returns. The figures are calculated in the share class base currency, dividend reinvested, net of fees.

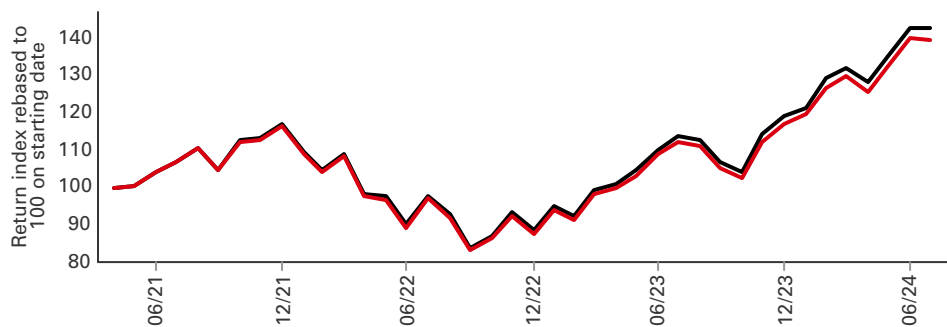
This is a marketing communication. Please refer to the prospectus and to the KID before making any final investment decisions.

Until 29 January 2018 the name of the fund was HSBC Amanah Global Equity Index Fund

Source: HSBC Asset Management, data as at 31 July 2024

Performance

— Fund — Reference benchmark



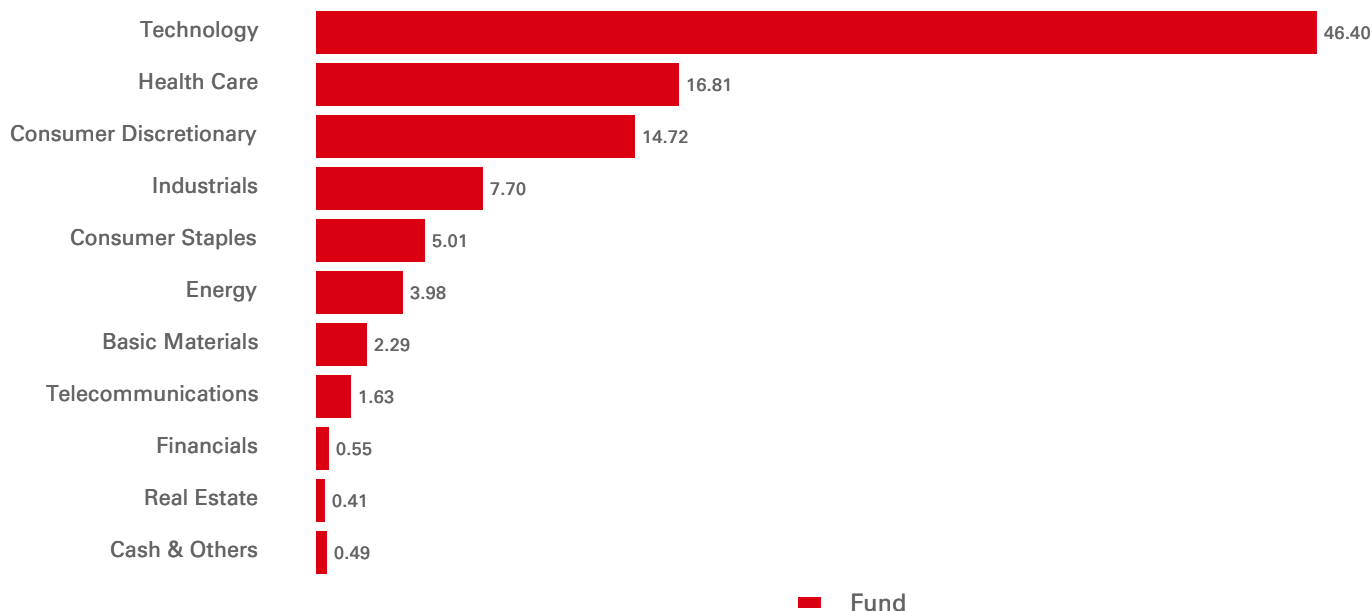
Performance (%)	YTD	1 month	3 months	6 months	1 year	3 years ann	5 years ann	Since inception ann
<b>BC</b>	<b>19.43</b>	<b>-0.28</b>	<b>11.24</b>	<b>17.11</b>	<b>24.53</b>	<b>9.40</b>	--	<b>10.60</b>
Reference benchmark	19.85	-0.21	11.47	17.47	25.31	10.10	--	11.30
Tracking difference	-0.42	-0.07	-0.23	-0.36	-0.78	-0.70	--	-0.70
Tracking error	--	--	--	--	0.16	0.14	--	0.14

Rolling Performance (%)	31/07/23-31/07/24	31/07/22-31/07/23	31/07/21-31/07/22	31/07/20-31/07/21	31/07/19-31/07/20
<b>BC</b>	<b>24.53</b>	<b>15.74</b>	<b>-9.15</b>	--	--
Reference benchmark	25.31	16.54	-8.61	--	--


Equity characteristics	Fund	Reference benchmark
No. of holdings ex cash	100	103
Average Market Cap (USD Mil)	1,159,394	1,158,761
Price/earning ratio	26.90	26.89

Benchmark Information	
Index name	100% Dow Jones Islamic Market Titans 100 Net Total Return Index
Index currency	USD
Benchmark type	Net Return

Sector Allocation (%)



**Geographical Allocation (%)**




Top 10 Holdings	Location	Sector	Weight (%)
Apple Inc	United states	Technology	8.27
Microsoft Corp	United states	Technology	7.53
NVIDIA Corp	United states	Technology	7.42
Alphabet Inc	United states	Technology	6.63
Amazon.com Inc	United states	Consumer Discretionary	6.12
Meta Platforms Inc	United states	Technology	3.72
Broadcom Inc	United states	Technology	2.50
Tesla Inc	United states	Consumer Discretionary	2.30
Eli Lilly & Co	United states	Health Care	2.29
Exxon Mobil Corp	United states	Energy	1.90

## Risk Disclosure

- Investment Leverage occurs when the economic exposure is greater than the amount invested, such as when derivatives are used. A Fund that employs leverage may experience greater gains and/or losses due to the amplification effect from a movement in the price of the reference source.
- Where overseas investments are held the rate of currency exchange may cause the value of such investments to go down as well as up.
- Further information on the potential risks can be found in the Key Information Document (KID) and/or the Prospectus or Offering Memorandum.

Follow us on:



### Glossary



## Index Disclaimer

The Dow Jones - Islamic Titans 100 Index is a product of S&P Dow Jones Indices LLC ("SPDJI"), and has been licensed for use by HSBC Asset Management. Standard & Poor's® and S&P® are registered trademarks of Standard & Poor's Financial Services LLC ("S&P"); Dow Jones® is a registered trademark of Dow Jones Trademark Holdings LLC ("Dow Jones"); and these trademarks have been licensed for use by SPDJI and sublicensed for certain purposes by HSBC Asset Management. HSBC Asset Management's [Fund Name] is not sponsored, endorsed, sold or promoted by SPDJI, Dow Jones, S&P, their respective affiliates, and none of such parties make any representation regarding the advisability of investing in such product(s) nor do they have any liability for any errors, omissions, or interruptions of the Dow Jones - Islamic Titans 100 Index.

Source: HSBC Asset Management, data as at 31 July 2024

## Important Information

For Professional Clients and intermediaries within countries and territories set out below; This document should not be distributed to or relied upon by Retail clients/investors.

The value of investments and the income from them can go down as well as up and investors may not get back the amount originally invested. The capital invested in the fund can increase or decrease and is not guaranteed. The performance figures contained in this document relate to past performance, which should not be seen as an indication of future returns. Future returns will depend, inter alia, on market conditions, fund manager's skill, fund risk level and fees. Where overseas investments are held the rate of currency exchange may cause the value of such investments to go down as well as up. Investments in emerging markets are by their nature higher risk and potentially more volatile than those inherent in some established markets. Economies in Emerging Markets generally are heavily dependent upon international trade and, accordingly, have been and may continue to be affected adversely by trade barriers, exchange controls, managed adjustments in relative currency values and other protectionist measures imposed or negotiated by the countries and territories with which they trade. These economies also have been and may continue to be affected adversely by economic conditions in the countries and territories in which they trade. Mutual fund investments are subject to market risks, read all scheme related documents carefully.

The contents of this document may not be reproduced or further distributed to any person or entity, whether in whole or in part, for any purpose. All non-authorised reproduction or use of this document will be the responsibility of the user and may lead to legal proceedings. The material contained in this document is for general information purposes only and does not constitute advice or a recommendation to buy or sell investments. Some of the statements contained in this document may be considered forward looking statements which provide current expectations or forecasts of future events. Such forward looking statements are not guarantees of future performance or events and involve risks and uncertainties. Actual results may differ materially from those described in such forward-looking statements as a result of various factors. We do not undertake any obligation to update the forward-looking statements contained herein, or to update the reasons why actual results could differ from those projected in the forward-looking statements. This document has no contractual value and is not by any means intended as a solicitation, nor a recommendation for the purchase or sale of any financial instrument in any jurisdiction in which such an offer is not lawful. The views and opinions expressed herein are those of HSBC Asset Management at the time of preparation and are subject to change at any time. These views may not necessarily indicate current portfolios' composition. Individual portfolios managed by HSBC Asset Management primarily reflect individual clients' objectives, risk preferences, time horizon, and market liquidity. Foreign and emerging markets. Investments in foreign markets involve risks such as currency rate fluctuations, potential differences in accounting and taxation policies, as well as possible political, economic, and market risks. These risks are heightened for investments in emerging markets which are also subject to greater illiquidity and volatility than developed foreign markets. This commentary is for information purposes only. It is a marketing communication and does not constitute investment advice or a recommendation to any reader of this content to buy or sell investments nor should it be regarded as investment research. It has not been prepared in accordance with legal requirements designed to promote the independence of investment research and is not subject to any prohibition on dealing ahead of its dissemination. This document is not contractually binding nor are we required to provide this to you by any legislative provision.

All data from HSBC Asset Management unless otherwise specified. Any third-party information has been obtained from sources we believe to be reliable, but which we have not independently verified.

HSBC Asset Management is the brand name for the asset management business of HSBC Group, which includes the investment activities that may be provided through our local regulated entities. HSBC Asset Management is a group of companies in many countries and territories throughout the world that are engaged in investment advisory and fund management activities, which are ultimately owned by HSBC Holdings Plc. (HSBC Group). The above communication is distributed by the following entities: HSBC Global Asset Management MENA, which can distribute in the Middle East and North Africa region, and is a unit within HSBC Bank Middle East Limited, U.A.E Branch, PO Box 66 Dubai, UAE, regulated by the Central Bank of the U.A.E. and the Securities and Commodities Authority in the UAE under SCA license number 602004 for the purpose of this promotion and lead regulated by the Dubai Financial Services Authority. HSBC Bank Middle East Limited is a member of the HSBC Group and HSBC Global Asset Management MENA are marketing the relevant product only in a sub-distributing capacity on a principal-to-principal basis. HSBC Global Asset Management MENA may not be licensed under the laws of the recipient's country of residence and therefore may not be subject to supervision of the local regulator in the recipient's country of residence. One or more of the products and services of the manufacturer may not have been approved by or registered with the local regulator and the assets may be booked outside of the recipient's country of residence.