

AZ ISLAMIC MAMG GLOBAL SUKUK

LU2765725473

SHARE CLASS: F (USD ACC)

Unless otherwise stated, all data as of the end of October 2024



FUND OVERVIEW

The Fund aims to maximize profit income and capital appreciation by investing in Shariah-compliant fixed- or floating rate securities of government, government-related issuers, supranational entities and corporate issuers, including non-investment grade securities, with no restrictions in terms of rating, geographic or sector exposure. The Fund's base currency is USD. The currency exposure is not hedged.

KEY FACTS

Fund Category	Islamic
Fund Sub-Category	Sukuk
Fund Launch Date	2013
Fund Base Currency	USD
Share Class Currency	USD
Management Style	Active
Domicile	Luxembourg
Fund Type	UCITS
ISIN	LU2765725473
Investor Type	Retail
NAV Frequency	Daily
AUM	USD 653 mln

GROWTH OF HYPOTHETICAL 1,000



Performances are displayed in the reference currency of the unit class, and is calculated on the basis of the Net Asset Value (NAV). The NAV is net of all fees, excluding only the commissions and costs incurred on the issue and redemption of units, or any taxes that may be levied. Past performance is not an indicator of current or future results.

HISTORICAL PERFORMANCE

2019	2020	2021	2022	2023	YTD
					-0.12%

The figures shown relate to past performance. Past performance is not a reliable indicator of current or future results and should not be the sole factor of consideration when selecting a product or strategy.

ROLLING PERIOD PERFORMANCE

1M	3M	6M	1Y	3Y	5Y
-1.01%					

Share Class performance is calculated on the Net Asset Value (NAV) basis, with income reinvested, net of fees.

KEY RISKS

Credit Risk: Risks associated with issuers of debt securities, even those with a very high rating, may not be able to make payments to investors, or the fear associated with this risk may result in a decrease in the value of their debt securities.

Emerging Market Risk: Risks associated with investing in emerging markets. Due to their political instability, the volatility of the exchange rate of their currencies, and the limited number of investment opportunities, the risk of these markets is greater than in countries considered as developed.

Interest Rate Risk: Risks that the value of fixed-income securities will vary inversely to interest rate fluctuations.

For full disclosures on all key risks, please refer to the Key Investor Information Document (KID).

PORTFOLIO MANAGERS & ADVISORS

Charles Feghali (Dubai)
Faisal Ali (Abu Dhabi)
Abdullah Kunt
Maybank Asset Management

TOP 5

RIYAD SUKUK LTD 20-25/02/2030 FRN	4.30%
SAUDI ELEC SUKUK 5.684% 23-11/04/2053	3.90%
DP WORLD SALAA 20-31/12/2060 FRN	3.70%
SUCI SECOND INVE 5.171% 24-05/03/2031	2.80%
ANB SUKUK LTD 20-28/10/2030 FRN	2.70%

ESG OVERVIEW

Overall ESG Rating

FEES AND CHARGES

Max Entry Fees	0%
Management Fees	0.55%
Max Exit Fees	0%
Performance Fee	No

FIXED INCOME METRICS

Average Credit Rating	BBB
Portfolio Profit Rate (USD)	6.20%
Portfolio Duration	4.40

PORTFOLIO INFO

No. of holdings	102.0
Historical Volatility (3 years)	1.90%

SYNTHETIC RISK & REWARD INDICATOR

Synthetic risk and reward indicator based on the volatility of the share class of the previous 5 years.

1	2	3	4	5	6	7
---	---	---	---	---	---	---

For more details, please refer to the Key Investor Information Document (KID).

AZ ISLAMIC MAMG GLOBAL SUKUK



LU2765725473

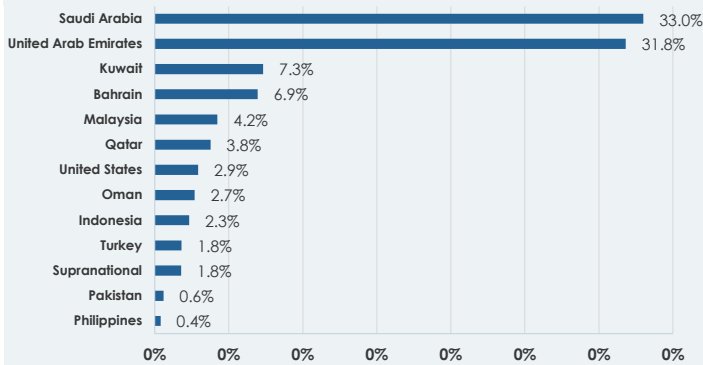
SHARE CLASS: F (USD ACC)

Unless otherwise stated, all data as of the end of October 2024

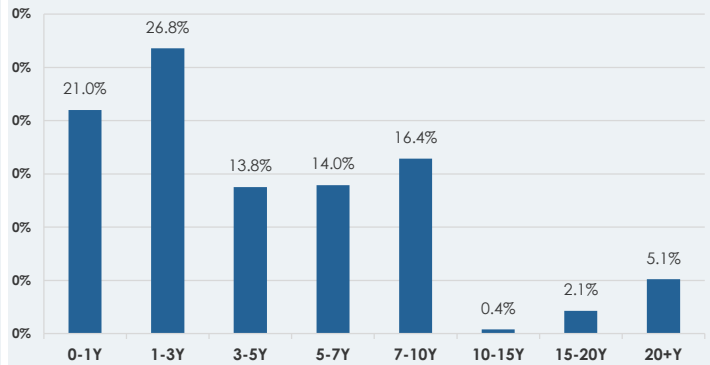
Monthly Commentary

In October, the Azimut Global Sukuk Fund (the Fund) was down by 1.02% (+4.75% YTD) versus the Dow Jones Sukuk Price Return Index down by 1.82% (+0.28% YTD). October proved to be a weak month for global bond markets with losses across most fixed income segments. Driving negative performance last month was positive US economic data which continued to surprise on the upside thereby indicating US economy would avoid a "hard landing". Resilient economic data caused markets to price a slower pace of rate cuts by the Federal Reserve. October US inflation print, which showed US core CPI rising to a six-month high, further reduced likelihood of rapid rate cuts. Possibility of fiscal slippage in case of election President Trump in the upcoming elections was another factor in driving US bond yields higher. Middle East credit (conventional and sukuk) ended the month lower underperforming comparable global indices. Elevated regional geopolitical risk was a significant factor in contributing to underperformance of ME fixed income segment. Within the ME fixed income space, high yield segment outperformed investment grade segment which was impacted by higher US government bond yields. The fund's portfolio duration remains stable at 4.4 years (average maturity of 5.6 years) with cash and cash equivalents and ILM issues accounting for 0.95 % of the NAV (settle day). The portfolio diversification stays at high levels (102 issues and the top 10 positions accounting for 28.8% of the total NAV) with an average rating of BBB. The Fund's currency diversification (MYR, IDR, UAE, and TRY) is stable at 0.8% (notional) of NAV - which is below the self-imposed ceiling of 25%. The portfolio has 6.2% YTM (154 bps versus the equivalent maturity on the US-curve).

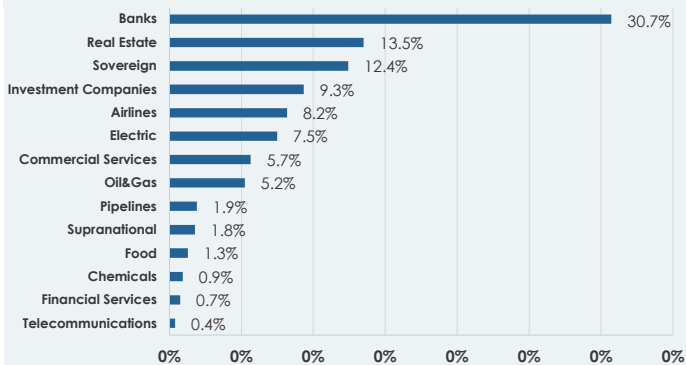
Fixed Income Breakdown - Country



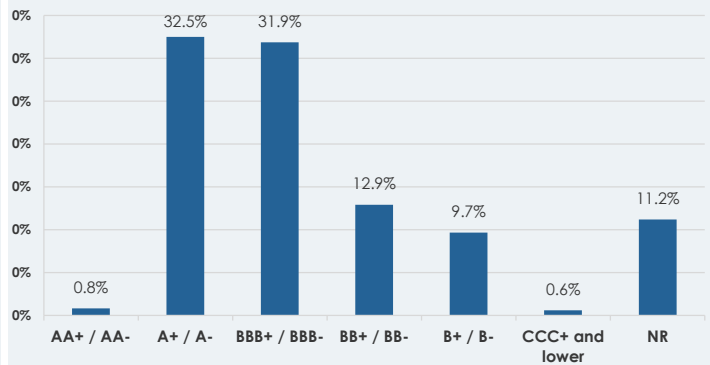
Fixed Income Breakdown - Maturity



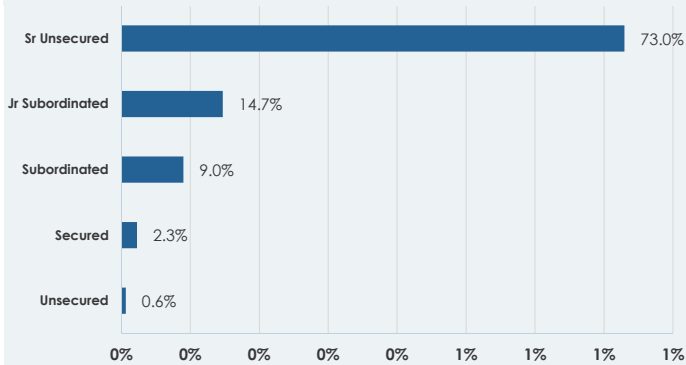
Fixed Income Breakdown - Sector



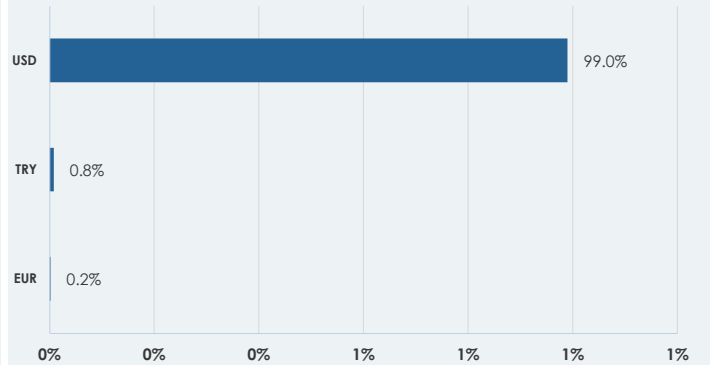
Fixed Income Breakdown - Rating



Fixed Income Breakdown - Payment Rank



Portfolio Breakdown - Currency



AZ ISLAMIC MAMG GLOBAL SUKUK



LU2765725473

SHARE CLASS: F (USD ACC)

Unless otherwise stated, all data as of the end of October 2024

AVAILABLE SHARE CLASSES

ISIN	Class	Curr	Share	Max Entry Fees	Ongoing Charges	Max Exit Fees	Min Inv	Launch Date	Inv Type	Hedged
LU0942875963	DIS	USD	A (USD DIS)	2.00%	1.08%	0%	250,000	30/10/2013	Institutional	No
LU0947711882	DIS	EUR	MASTER (EURO DIS)	0%	0.20%	0%	250,000	11/10/2013	Institutional	No
LU1435409286	ACC	USD	A-ME (USD ACC)	2.00%	1.34%	0%	1	14/12/2016	Retail	No
LU1435409369	DIS	USD	A-ME (USD DIS)	2.00%	1.35%	0%	1	14/12/2016	Retail	No
LU1475577877	DIS	SGD	A-ME (SGD DIS)	2.00%	1.35%	0%	1,000	24/11/2017	Retail	No
LU1475582018	ACC	USD	MASTER (USD)	0%	0.20%	0%	1,000	16/05/2018	Institutional	No
LU1475582281	DIS	USD	MASTER (USD DIS)	0%	0.09%	0%	1,000	16/08/2019	Institutional	No
LU1590082662	ACC	AED	A-ME (AED ACC)	2.00%	1.31%	0%	5	17/08/2017	Retail	No
LU1590082746	DIS	AED	A-ME (AED DIS)	2.00%	1.32%	0%	5	17/08/2017	Retail	No
LU2156774866	DIS	USD	D-ME (USD DIS)	0%	3.01%	1.50%	1	15/09/2020	Retail	No
LU2156774940	DIS	AED	D-ME (AED DIS)	0%	2.01%	1.50%	5	08/09/2020	Retail	No
LU2279435056	DIS	USD	D2-ME (USD DIS)	0%	2.19%	1.50%	1	09/06/2021	Institutional	No
LU2765725473	ACC	USD	F (USD ACC)	0%	0.95%	0%	10	04/09/2024	Retail	No

Disclosure

This fund does not promote environmental and/or social characteristics within the meaning of Article 8(1) or 9(1) of the SFDR Regulation. The ESG rating of the fund is reported for informative purposes only. Legend: 4 green leaves = AAA; 3 green leaves = AA; 2 green leaves = A; 1 green leaf = BBB; 1 grey leaf = BB, B, CCC or rating not available.

The value of investment interests can fall as well as rise. Any capital invested may be at risk and you may not get back some or all of your original capital. The value of investments and any income is not guaranteed and can go down as well as up and may be affected by exchange rate fluctuations. This means that an investor may not get back the amount invested.

Notices

This is a marketing document intended for informational and/or marketing purposes only, and is only intended for persons residing in jurisdictions where the relevant funds are authorised for distribution or where no such authorisation is required. This document is confidential and is only intended for use by the person(s) to whom it was delivered. This document may not be reproduced (in whole or in part) nor may it be delivered, provided, sent, or in any other way made accessible to any other person without the prior written approval of Azimut Investments S.A. Unless otherwise stated, this document reflects the opinion of Azimut Investments S.A. as of the date of issue. This document does not constitute an offer nor a solicitation to purchase, subscribe to, or sell any currency, funds, products or financial instruments, to make any investment, or to participate in any particular trading strategy in any jurisdiction where such an offer or solicitation would not be authorised, or to any person to whom it would be unlawful to make such an offer or invitation. Azimut Investments S.A. assumes no responsibility for the correctness of the data, information and opinions contained in this document, and therefore may not be held liable for any omissions, inaccuracies or possible errors. The data and information contained in this document may come from third-party sources, either in whole or in part, and Azimut Investments S.A. shall consequently bear no liability for any inaccuracies in the content of such information. Therefore, while Azimut Investments S.A. has taken every reasonable measure to ensure that this information meets the requirements of reliability, correctness, accuracy and relevance, the information itself is provided without any guarantee of any kind. Azimut Investments S.A. has the right to modify the contents of this document at any time and at its sole discretion, without, however, assuming any obligations or guarantees for the updates and/or corrections applied. This document may refer to the past performance of investments. Past performance is not an indicator of current or future results. The value of your investment can decrease or increase. Any capital invested may be at risk, and you may not get back some or all of your original capital. In addition, any performance data included in this document does not take into account the fees and expenses charged upon the issuance and redemption of the securities, nor any taxes that may be levied. The tax treatment of any investment in the fund depends on your individual circumstances and may be subject to change in the future. Changes in exchange rates may cause increases or decreases in your return. Each investor must make his/her own independent decision regarding any securities or financial instruments mentioned herein, and should independently determine the merits or suitability of any investment. Investors are invited to carefully read the risk warnings and the regulations set out in the prospectus, the KID, or the other legal documents – which are available in your local language free of charge through the website www.azimutinvestments.com or from your distributor – and are advised to seek professional advice from their financial advisors. The Funds' Legal Documents may also be obtained free of charge from Azimut Investments S.A. 2A rue Eugène Ruppert, 2453 Luxembourg, Grand Duchy of Luxembourg.